

Type STS 02

modular @ analyse

Turbidity Sensor

Basic features

- ▶ Automatic Cleaning possible by use of Process Fitting SAW-830
- ▶ Securely Phase-Separation
- ▶ Quicker product-changes
- ▶ Reduced costs for waste water
- ▶ Filter-monitoring
- ▶ Colour-independent concentration measurement
- ▶ Compact Design with integrated electronic and display for parameterisation
- ▶ Robust saphir-windows, CIP/SIP-suitable
- ▶ Hygienic Design, elastomer-free sealing system
- ▶ LED-light, stable and durable signal guaranteed
- ▶ Integrated digital- and analog-output
- ▶ Simple parameterization
- ▶ Process-monitoring and documentation



supported by *impulse* **ZIM**
für wachstum
Zentrales Innovationsprogramm
Mittelstand

Technical Features

- ▶ Measuring range 0-100%
- ▶ Wave length 880 nm
- ▶ Light source LED
- ▶ Optical pathlength 5, 10 mm
- ▶ Made of high grade steel 1.4435 (316L)
- ▶ Finish quality electropolished <math><0,37 \mu\text{m}</math> Ra
- ▶ Window: Saphir
- ▶ Supply voltage 12...30VDC
- ▶ Output current 4...20mA
- ▶ Output PNP Normally Closed / Normally open, parametrisable / 200 mA max.
- ▶ Input-contact: zero position
- ▶ Cable-Connection M12-plug, 5-pole
- ▶ Process connection PG 13,5 thread
- ▶ Ambient temperature: -20...70°C
- ▶ Process-temperature 0...90 °C, 140 °C max. for 2 hours (SIP-cycle)
- ▶ Process-pressure 10 bar (150 psig) max. at 60 °C

Foto in Prozessarmatur SAW 830



OPL 5

OPL 10

Favoured fields of application are:

STS is a sensor for monitoring the optical density of liquids, to control process-results continuously or to indicate changes securely. Especially suitable for phase-separation, filter-monitoring and concentration measurement.

ATTENTION!

At lower deviation of dew points water condensation is possible, that can destroy the sensor. At stress with change of temperatures, e. G. a cold water jet on the hot sensor, it can come to absorption of fluids in to the sensor. (Requirements cf. DIN EN 60068-2-14)
At applications with dew point, temperature shock or thermal shock stresses we recommend to put in the enclosed silikagel-bag into the connecting head.

The tightness classification after IP68 does not mean that these parts are suitable! for applications with lower deviation of dew point or temperature shock. (DIN 60068-2-14)

Stand 03/2011

Type STS 02

modular @ analyse

Technical Facts

Supply Voltage: 12...30 VDC
 Current demand: ca. 80 mA (30V, Analog-Output= 22,5 mA)
 Power Input: 2,4 W max.
 Analog-Output: 4-20 mA
 Current limit: 3,5 mA min.
 Torque: 22,5 mA max., adjustable
 10-20Nm

Load: $\leq (U_b - 4V) / 20mA$ (max. 400 Ohm at 12V, 1000 Ohm at 24V, 1300 Ohm at 30V)
 Teach-Input: Digital-Input, +12...30VDC, circa. 1,6mA input current
 Switch-Output: semiconductor-switching, PNP-switching
 Switched Power: 200mA max., thermally protected against overload
 Protection class: IP 68

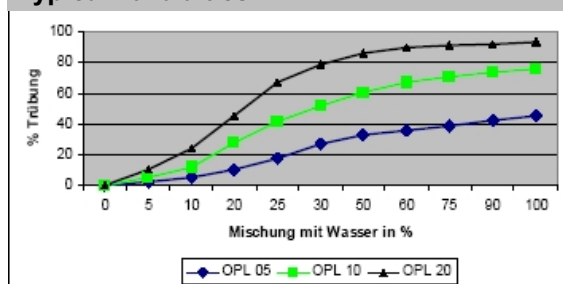
Measuring Ranges

Based on Formazin there are the following dependencies:
 1FNU = 1FAU = 1 NTU = 0,25 EBC = 2,05 mg/l = 0,00000205% TS

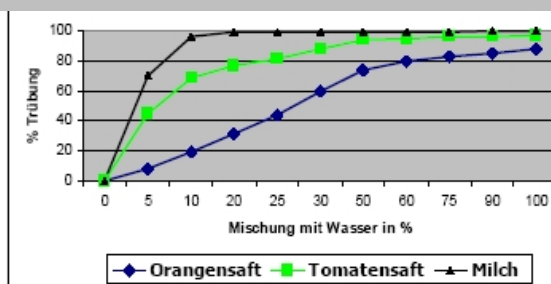
Our Measuring Range is:

OPL 5mm	0...500 EBC	0...2000 FAU	5,0 g/l	~0,4% TS
OPL 10mm	0...250 EBC	0...1000 FAU	2,5 g/l	~0,2% TS
OPL 20mm	0...100 EBC	0... 400 FAU	1,0 g/l	~0,1% TS

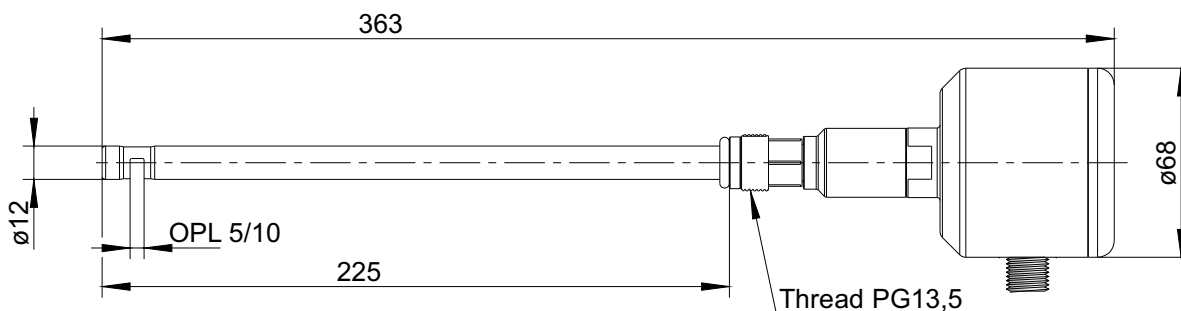
Typical Turbidities



Wheat beer with different OPLs



Different products with OPL 010



Order Code

STS 02	<input type="text"/>	-	<input type="text"/>	-	<input type="text"/>	-	<input type="text"/>
Optical Pathlength	005						
Optical Pathlength 10 mm	010						
Configuration Measuring-Range			1				
Measuring range 0...100,0%			K				
Special Constructions on request							
Interface / Parameterization					A		
4...20 mA					K		
Special Constructions on request							
Display / Control Unit							
with integrated display						1	
without Display						0	
Special Constructions on request						X	

Accessories



Redox-Holder SAW-830