

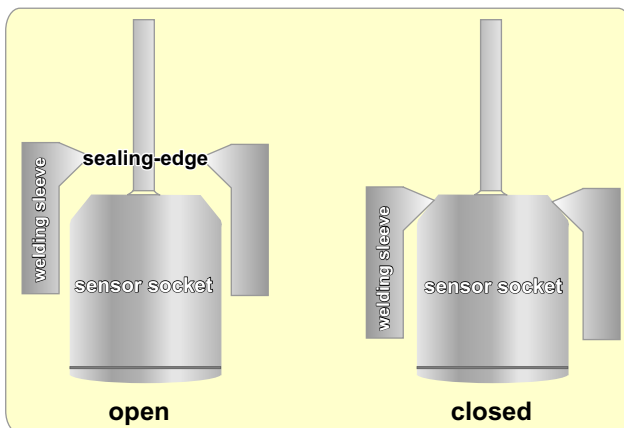
## Hygienic adaption with welding sleeve system and modular process connections

### Basic features

- ▶ hygienic process adaption
- ▶ dead-room and elastomer-free
- ▶ aseptic measuring point
- ▶ EHEDG-conformal
- ▶ modular concept for a huge number of process connections

### Technical features


- ▶ adaption with following threads: M12, G1/2", G1"
- ▶ defined and signified position for cable connection or M12-plug (welding-sleeve-system)



### Welding instruction

#### ▶ Welding in tanks / pipings

1. Drill a hole with outside-diameter of the sleeve  
Tolerance max. : +0,2 mm
2. Spot the sleeve with 4 points (fig. 1)
3. Screw in welding-help-plug
4. Weld the sections between the points (fig. 2)  
4 sections when M12 and G1/2"  
8 sections when G1"



### e. G. G1/2"-system in temperature-measurement



### e. g. G1/2"-system in fill level-measurement



### e. g. G1"-system in pressure-measurement



### Examples of modular process-connections



**Hygienic adaption with welding-sleeve system and modular process-connections**

**Welding sleeve system M12**

for small pipes / bent tubes  
and slanted installation



AP 05



not available

small containers



CP 05

small pipes with  
border crimping



UP 05

**Welding sleeve system G 1/2"**

for pipes / bent tubes  
and slanted installation



AP 15

containers



BP 15

for fill level limit switch  
smw extended version



BP 15-L

thick walled  
containers



CP 15

pipes with  
border crimping



UP 15

**Welding sleeve system G 1"**

containers/  
pipes




AP 35



BP 35



not available



not available

**Examples of order codes**

<b>Order Code BP15</b>			
	BP15-	<input type="checkbox"/>	<input type="checkbox"/>
<b>Control drilling</b>		<input type="checkbox"/>	<input type="checkbox"/>
	without control drilling	-	-
	with control drilling	K	B
<b>Certification</b>		<input type="checkbox"/>	<input type="checkbox"/>
	without material-certification	-	-
	with 3.1B-certification	31	B

**modular process connection system**

**modular @ process**

**G1/2"**

Milk-pipe screwing according to DIN 11851    **Varivent**    **Triclamp**

Cone-nut

Union- nut



Nominal sizes and types

DP 15 -DN 25  
EP 15 -DN 32  
FP 15 -DN 40  
GP 15 -DN 50  
LP 15 -DN 65  
MP 15 -DN 80

DÜ 15 -DN 25  
EÜ 15 -DN 32  
FÜ 15 -DN 40  
GÜ 15 -DN 50  
LÜ 15 -DN 65  
MÜ 15 -DN 80

Nominal sizes and types

HP 15 -DN 50 Typ N  
IP 15 -DN 25 Typ F

TP 15

**G1"**

Milk-pipe screwing according to DIN 11851    **Varivent**    **Triclamp**    **DRD-flange**

Cone nut

Union-nut



Nominal sizes and types

FP 35 -DN 40  
GP 35 -DN 50  
LP 35 -DN 65

FÜ 15 -DN 40  
GÜ 15 -DN 50  
LÜ 15 -DN 65

Nominal sizes and types

HP 35 -DN 50 Typ N  
IP 35 -DN 25 Typ F

TP 35

GA 35

GP 35: Combination cone nut  
also suitable for DRD-flange

Techn. Information:  
Complete process connection  
consists of GP 35 GA 35

**Examples of order codes**

HP15- 

--	--

 - 

--	--

Control drilling	without control-drilling	-	-
	with control-drilling	K	B
Certificate	without material-certificate	-	-
	with 3.1B certificate	31	B

**modular process connection system**

**modular @ process**

**Adapter-sleeves**

from G1" hygienic to G1/2" hygienic

from G1" vibration fork auf G1/2" hygienic

Clamp connection 1/2", 6mm und 9mm

Clamp connection 1/4", 6mm und 9mm

Shrink-wrap-sleeve with Peek-O-ring-seal for 6mm-sensors



AM 31



AS 31



VATE 1/2...



VATE 1/4...



VAPE 25/6

**General accessories**

from G1" hygienic to compressed air supply

High-grade-steel cap for head SBVA with straight knurling

Altitude Compensation-Element (High-Grade-Steel)



Pressure socket DS 300



DR 1




DAE-E

**Sealing plugs**

M12

G 1/2"

G 1"



VES 05



VES 15



VES 35

**Welding help plug**

M12

G 1/2"

G 1"



ESS05



ESS15



ESS35

Techn. Information:  
Attention!  
Only suitable als welding help  
Material: brass



## modular process connection system

modular @ process

### Connection accessories

M12 plug insertion  
4-pole



STEE-4p

PTFA-screw connection



Skintop-screw  
connection



Clamp housing with  
pressure compensation



### Connecting leads industrial model

5-pole, angled with  
high-grade-steel  
union nut



5-pole, straight with  
high-grade-steel  
union nut



Techn. information:

- Connecting leads PVC grey
- High-grade-steel union nut
- Protection class IP 67
- Temp.range -30°C to +80°C

5 m WWAKE 4.5-5/P00  
10 m WWAKE 4.5-10/P00  
20 m WWAKE 4.5-20/P00

2 m WAKE 4.5-2/P00  
5 m WAKE 4.5-5/P00  
10 m WAKE 4.5-10/P00

### Connecting leads only for food and beverage industry (Food & Beverage plus)

4-pole, angled with  
high-grade-steel  
union nut



4-pole, straight with  
high-grade-steel  
union nut



Techn. Information:

- The special program for the food & beverage-industry
- Resistant against all ordinary acid and alkaline cleanser and disinfectants
- Protection class IP 69 K

- No harden, no changing colour by use of cleanser-resistant PVC-free plastics
- Temp.-range -40°C to +105°C
- Flame resitant

5 m WWAK 4-5/S2300  
10 m WWAK 4-10/S2300

5 m WAK 4-5/S2300  
10 m WAK 4-10/S2300

### Capillar-cable for pressure transmitter



3 wire screened  
polyamide 12 DIN 7337  
with capillar tube

SKK-3

## Connecting Heads For The Modular Temperature Measurement **modular@process**

### Aluminium Connecting Heads

Connecting Head (IP54) with screw cap



[-1] SB

(IP65) like type "SB" however with hinged cover



[-2] SBKL

(IP54) like type "SB" however with hinged cover and quick release fastener



[-3] SBKS

(IP65) like type "SBKL" however with high hinged cover



[-4] SBAKLH

### High Grade Steel Connecting Heads

Connecting Head (IP65) High grade steel 1.4571 Ø 55 mm, M16-screw connection



[-5] SBVA

(IP65) like "SBVA" however with M12 plug



[-6] SBVAST

(IP65) like "SBVA" however Ø 60 mm



[-7] SBVAG

(IP65) like "SBVAG" however with M12 plug



[-8] SBVASTG

Connecting Head (IP65) High grade steel 1.4571 Ø 60 mm, high cover M16-screw connection



[-9] SBVAH

(IP65) like "SBVAH" however with M12 plug



[-10] SBVASTH