



**Type SMW.....H High-Temperature-Version basic @ level**

Limit switch of the fill level for the food industry

**Basic features**

- ▶ Limit switch of the fill level for liquids
- ▶ 7 base settings for several medias
- ▶ Further settings via PC and programming interface
- ▶ welding sleeve-system with modular process connections
- ▶ Aseptic measuring point
- ▶ defined position of the gland
- ▶ Wetting parts made of peek
- ▶ FDA, EHEDG-conformal

**Technical features**

- ▶ High-grade steel connecting head  
Material No. 1.4305
- ▶ Optional couplings:
  - PG-bolting
  - M12 plug
- ▶ Thread G 1/2" elastomer-free sealing system
- ▶ Sensor heads made of Peek
- ▶ CIP-/SIP cleaning 0... +150°C
- ▶ Reversible output (Inversion)
- ▶ Supply voltage 20...32 VDC
- ▶ Output signal active; 50 mA max.
- ▶ Response time < 0,2s
- ▶ Ambient temperature -10...+60°C
- ▶ Medium temperature durable 0...+150°C
- ▶ Storage temperature -20...+70°C
- ▶ Working pressure 10bar max.  
(Higher pressures on request)
- ▶ Protection class up to IP69K
- ▶ Torque max.: 5...10 Nm

**Favoured fields of application are e.g.:**

The smw is a micro-processor controlled limit switch for liquids or paste-like and adhesive medias.

- ▶ Low- / high alarm in containers
- ▶ Media registration in pipes as pump protection
- ▶ Fill level detection of liquids in containers pipes

**ATTENTION!**

At lower deviation of dew points water condensation is possible, that can destroy the sensor. At stress with change of temperatures, e. G. a cold water jet on the hot sensor, it can come to absorption of fluids in to the sensor. (Requirements cf. DIN EN 60068-2-14)  
At applications with dew point, temperature shock or thermal shock stresses we recommend a part or better to full grouting.

The tightness classification after IP68 does not mean that these parts are suitable! for applications with lower deviation of dew point or temperature shock. (DIN 60068-2-14)



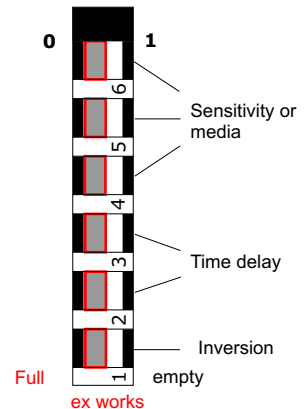
**Sensitivity adjustment of various media**

Switch			Turn on/off values	
6	5	4	On in0%	Off
0	0	0	86	84
0	0	1	97	96
0	1	0	72	70
0	1	1	60	58
1	0	0	50	48
1	0	1	11	9
1	1	0	5	4
1	1	1	configurable via PC and programming interface (optional)	

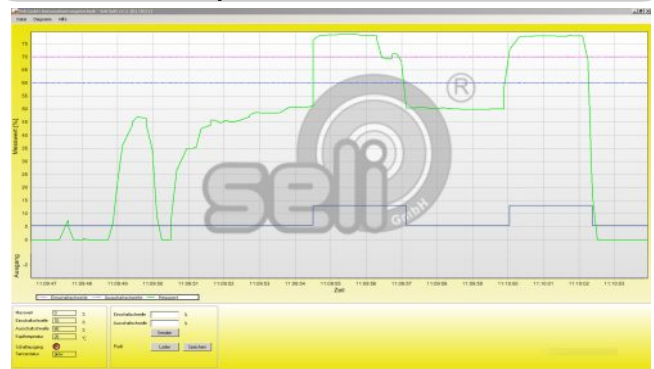
**Delay**

Switch		Delay in sec
3	2	
0	0	0 sec
0	1	2 sec
1	0	4 sec
1	1	8 sec

**Configuration switch**



**Visualization via PC-USB interface Software incl. for readout and parametrization of SMW**





# Type SMW.....H High-Temperature-Version

basic @ level

## Structure and mode of action

The limit switch SMW is a micro-processor unit with an integrated interface. With this interface it's possible to adjust the sensitivity of the unit to the particular device. Adherence and passing-off characteristics of medias, are visualizable with the software. Process images are visible and adjustable. Turn on and turn off points and first of all the thereby severed adjustment of hysteresis to each other are operative characteristics for the regulation in the process.

The adjustet value is reproducable by taking additional measures, e.g. a dynamic temperature compensation. A further essential advantage to optimize the current processes is the ability to document and to watch processes during a longer period.

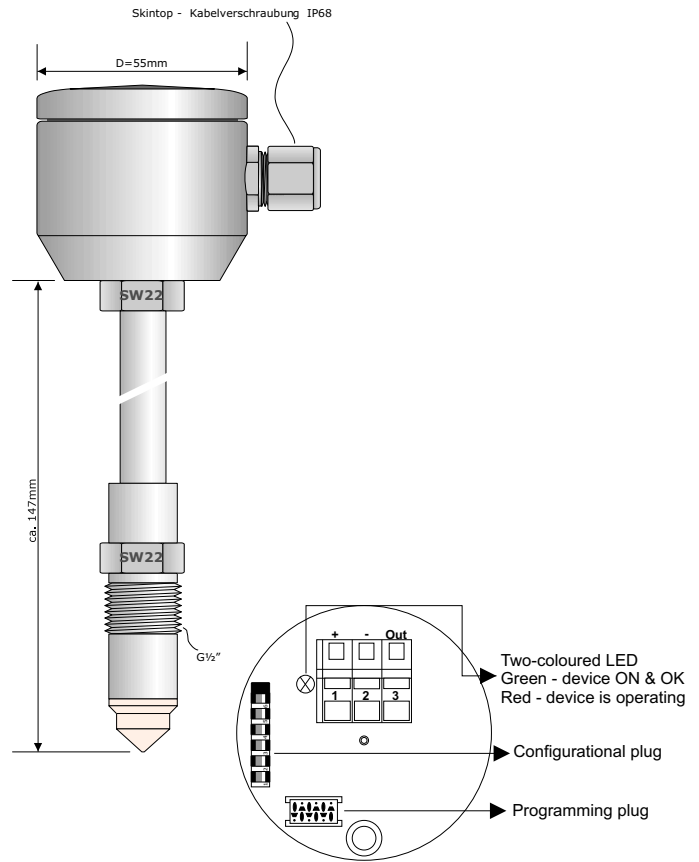
The measuring will be made by contact the smw with the medium. This happens by coupling a high frequency alternating field

This will be brought in to the process by a peek pipe end which is isolated to the process

By those dielectric characteristic of the medium (DK-Wert /  $\epsilon^r$ ), the coupled alternating field changes.

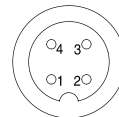
This leads to a change in the evaluation of the sensor, and thus to the desired registration of the medium by switching an output.

The integration of the equipment into the process is made by welding sleeves or modular process adaptation.



## M12 plug

Pin 4 (black)  
Output



Pin 3 (blue)  
auxiliary power -VDC

Pin 1 (brown)  
auxiliary power +VDC

## Notice

Suitable for media (in the appropriate configuration) with  $\epsilon_r > 2$ , so also chocolate, honey, vegetable oil etc and all watery media.

At sour and watery media faulty measurements are possible because of adhesions or film formations.

## Order Code SMW.....H

SMW - [ ] - [ ] - H

### High-grade-steel connecting head

With screw connection M16x1,5

Protection class: IP68

5

With M12-plug

Protection class: IP69K

6

### Execution

standard-execution

poured

### Version

High-temperature-version

S

V

H

## Accessories

PC-USB-Interface incl. Software for reading out and parametrize the SMW-units

SMW- P A

Additional accessories see at our data sheet process connections

modular @ process

The red marked items are preferred types!